

Luonnonmaa 2 (44570)

Luonnonmaa 1 (44569)

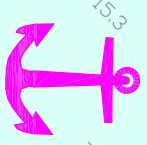
NK5 (44568)

NK4 (5616)

8.5


10.0

16.5



+ 22°03,20'
+ 60°27,00'

+ 22°03,80'
+ 60°26,80'




PORT OF NAANTALI

Anchorage area

Page 9, Scale 1 : 2 000

EUREF-FIN



Finnish Consulting Group
20.01.2011